

Stage 1 December 2010

Two Revolvers and 10 Cartridges, Rifle - 8 Cartridges, Shotgun 2+ Shells

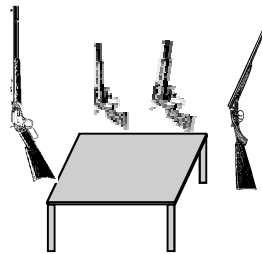
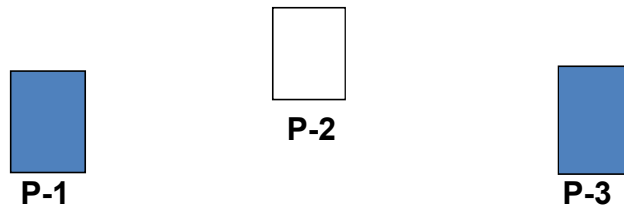
A DHI Cowboy is seen on the range setting up plates and saucers on a board rack. Another Cowboy asks what's going on, and the DHI Cowboy says "I bought my gal new plate ware for Christmas, so I'm shooting her old set".

Starting Position: Standing behind the table with one hand fully extended pointing at the plate rack.

Staging: Two pistols loaded with five rounds each and holstered. Rifle loaded with 8 rounds staged on the table. Shotgun, with at least two rounds on your person, staged on the table.

Procedure: Say "I'M SHOOTING THE OLD PLATES" and wait for the beep. ATB, you may shoot guns in any order you choose. The pistol sequence is the first three rounds on P-2 and 1 round each on P1 and P3. Holster. The rifle sequence is at least one round on each plate. Plates must fall. Make rifle safe. Retrieve shotgun and break the two clays.

NOTE: At least one foot must be behind the table. You may also use two rifle rounds to break the clays. If clays are broken, you do not have to use the shotgun. Any unfired rifle rounds will be shot into the berm.



START

Stage 2 December 2010

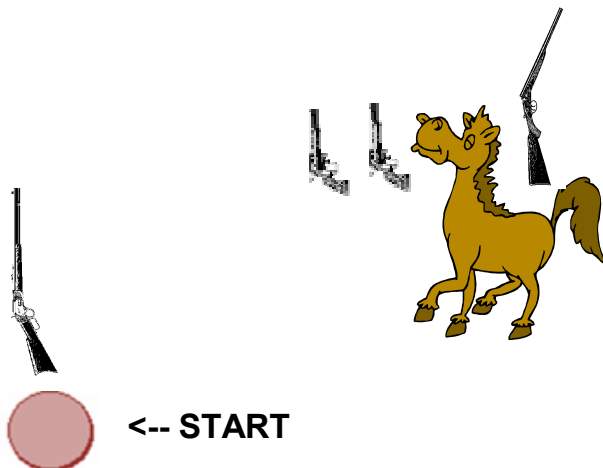

Two Revolvers and 10 Cartridges, Rifle and 10 Cartridges, Shotgun 4+ Shells

A DHI Cowboy is looking for Eagle feathers cause his gal wants to make quills for Christmas presents. He sees a bunch of feathers, but they're on top of the heads of marauding Injuns. He'll have to fight to get those feathers.

Starting Position: Standing with at least one foot touching the round stone with rifle held at Cowboy port arms.

Staging: Two pistols loaded with five rounds each and holstered. Rifle loaded with 10 rounds held at Cowboy port arms. Shotgun, with at least four rounds on your person, staged on the horse.

Procedure: Say "**I WANT THEM FEATHERS**" and wait for the beep. ATB, shoot R-1 twice and R-2 three times and repeat. Take rifle and make safe on the horse. With first pistol shoot P-1 twice and P-2 three times and repeat with second pistol. Holster. Retrieve shotgun and, moving as needed, shoot the shotgun knockdowns in any order.



Stage 3 December 2010

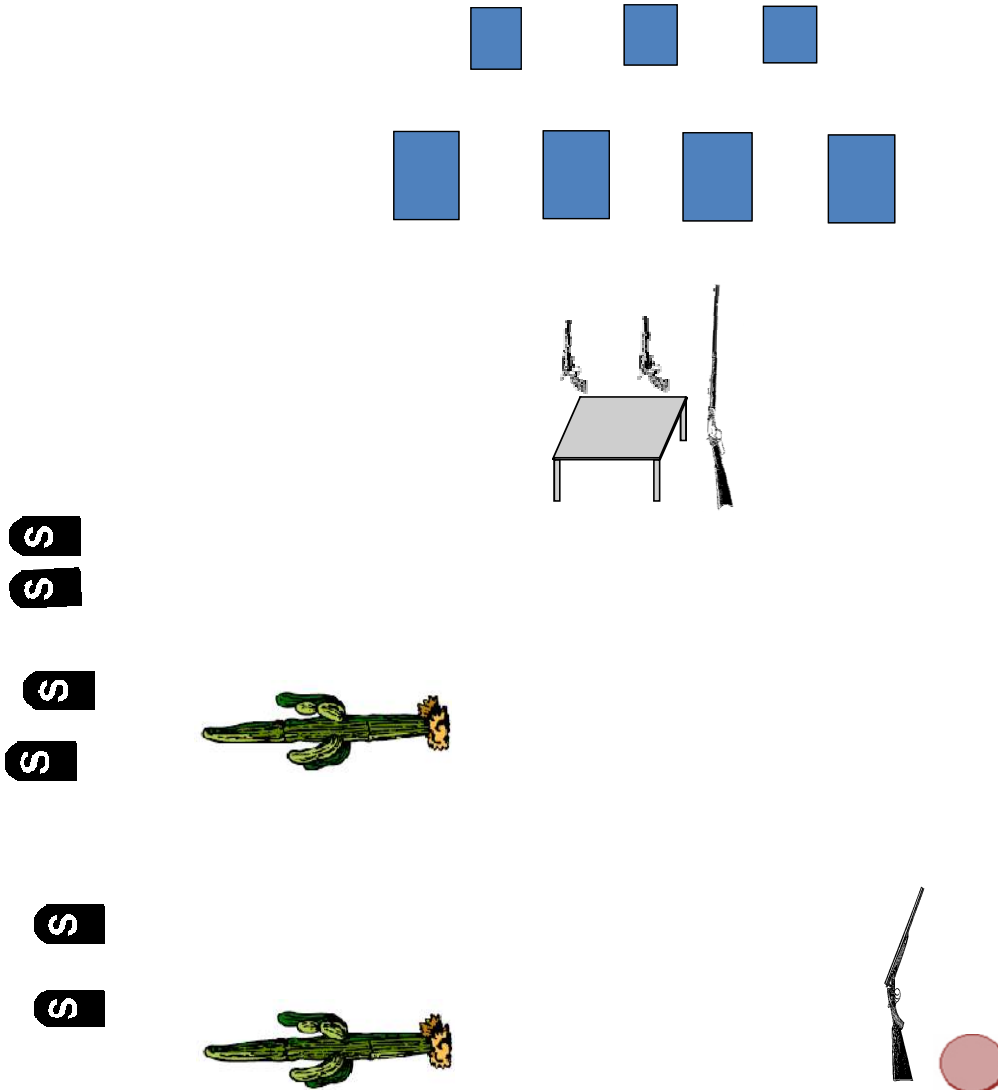
Two Revolvers, 10 Cartridges, Rifle - 10 Cartridges, Shotgun and 6 + Shells

A DHI Cowboy is riding the range hunting Jack Rabbits to make his gal some glove liners for Christmas. After shooting a few, he's attacked by hungry bandits. He wants those rabbit skins and is willing to fight for them.

Starting Position: Standing with one foot touching the starting stone. Shotgun at Cowboy port arms.

Staging: Two pistols loaded with five rounds each and holstered. Rifle, loaded with 10 rounds, staged on the table. Shotgun held at Cowboy port arms, with at least six rounds on your person.

Procedure: Say "I WANT THESE RABBITS" and wait for the beep. ATB, move to right side of first cactus and shoot the 2 SG targets. Move to left side of second cactus and shoot the 2 SG targets there, move to right side of second cactus and shoot the last two SG targets. Make SG safe on table. Retrieve rifle and shoot the three back targets 2 times each and the front targets once each in any order. Return rifle to table. With your pistols shoot each rear target 2 times each and the front targets once each, in any order. Holster. **NOTE: At least one foot must be behind the table when engaging targets there.**



Stage 4 December 2010

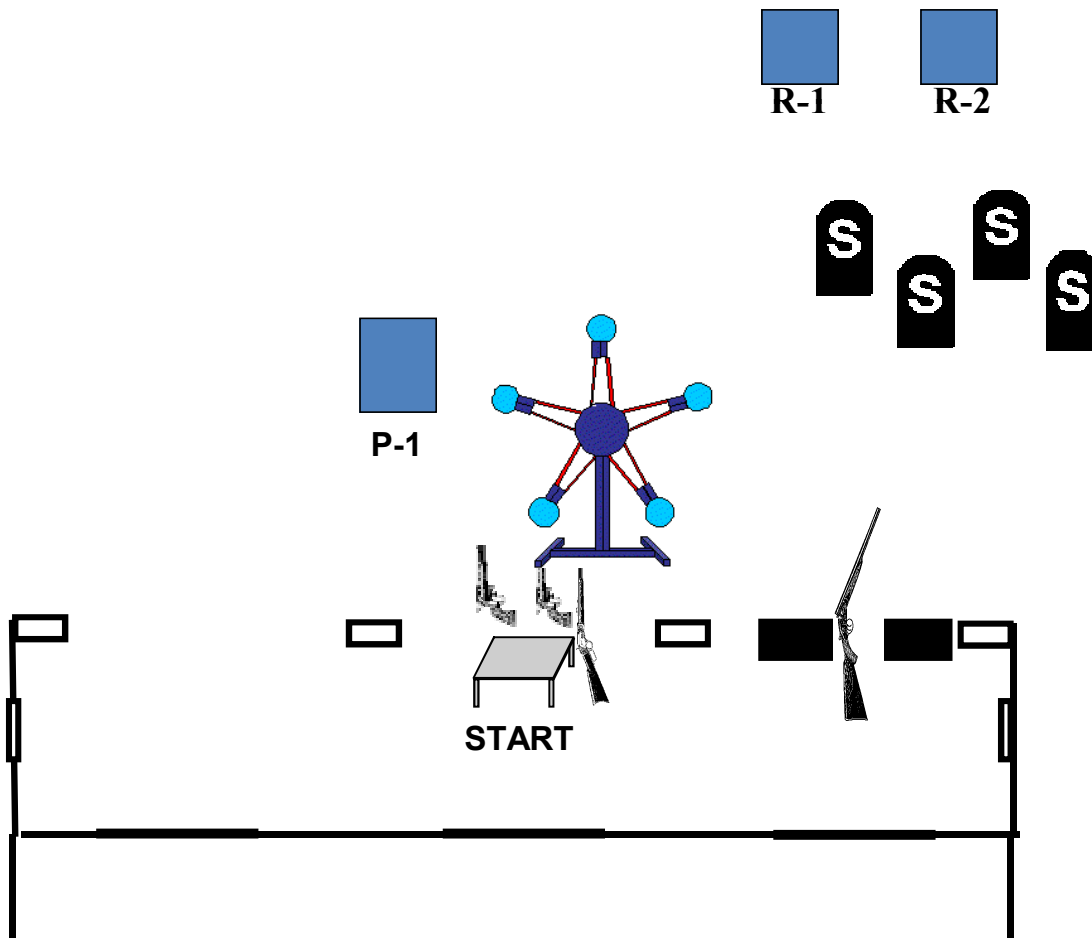
Two Revolvers and 10 Cartridges, Rifle and 10 Cartridges, Shotgun and 4 + Shells

A DHI Cowboy stops at the Prairie Store to buy a new dress with a star on it for his gal. They have the dress, but no star, so the cowboy decides to shoot one from the sky.

Starting Position: Standing with both feet behind the center table with hands on pistols.

Staging: Two pistols loaded with five rounds each and holstered. Rifle loaded with 10 rounds and staged on the center table. Shotgun staged on the bar with at least 4 rounds on your person.

Procedure: Say **"I WANT THAT STAR"** and wait for the beep. ATB, using pistols as needed, clear the star of plates. After all plates are removed, place any remaining rounds on P-1. Holster. Retrieve rifle shoot R-1 once, R-2 twice, R-1 three times and R-2 four times. Return rifle to table. Retrieve shotgun and engage shotgun targets in any order. **NOTE: If all plates are cleared with the first pistol a five second bonus will be awarded. Any plates left on the Star or misses on P-1 are misses.**



Sidematch December 2010

Revolver(s) and 5 Cartridges, Rifle - 8 Cartridges, Shotgun- 4 + Shells

NOTE: Gunfighters can load a total of five rounds using both pistols.

Starting Position: Standing with both feet behind the center table with hands on hat.

Staging: One pistol (or two pistols for Gunfighters) loaded with five rounds and holstered. Rifle loaded with 8 rounds and staged on the bar. Shotgun staged on the bar with at least 4 rounds on your person.

Procedure: Say "**LETS SHOOT**" and wait for the beep. ATB, draw pistol(s) and shoot P-1 five times. Holster. Retrieve rifle and shoot R-1 and R-2 four times each. Return rifle to bar. Retrieve shotgun and engage shotgun targets in any order.

