

Stage 1 Bay 8 June 2010

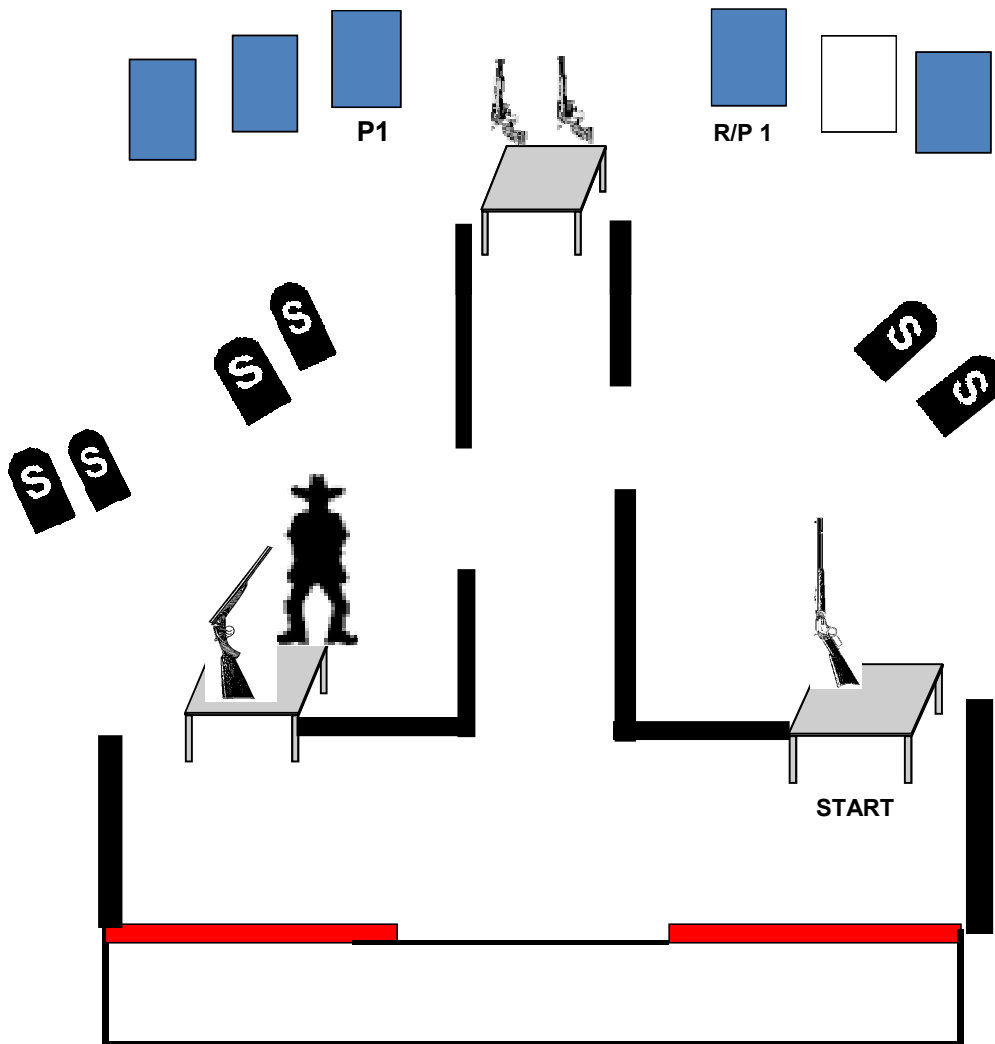
Two Revolvers and 10 Cartridges, Rifle and 10 Cartridges, Shotgun 6+ Shells

The Evil Shotgun Bandit Gang is attacking the ranch about the time the breakfast coffee is being served. Its time to fight to save the ranch and the coffee.

Starting Position: Standing behind the right table with both hands on the coffee pot.

Staging: Two pistols loaded with five rounds each and holstered. Rifle loaded with 10 rounds staged on right table. Shotgun staged on left table with at least six rounds on your person.

Procedure: Say "IT'S BAD COFFEE, BUT IT'S MY COFFEE" and wait for the beep. ATB retrieve rifle and engage the rifle targets in a double tap Nevada Sweep from either direction. Safely return rifle to table so it is pointing at the right side berm. Retrieve shotgun and engage the left two shotgun targets in any order. Move with the shotgun down the hall to the left opening and engage the two shotgun targets in any order. Move with the shotgun to the right opening and engage the two shotgun targets in any order. Place the shotgun on the end table. With first pistol engage the left pistol targets in a Nevada Sweep starting on P1. With second pistol engage the right pistol targets in a Nevada Sweep starting on R/P 1. Holster.



Stage 2 Bay 8 June 2010

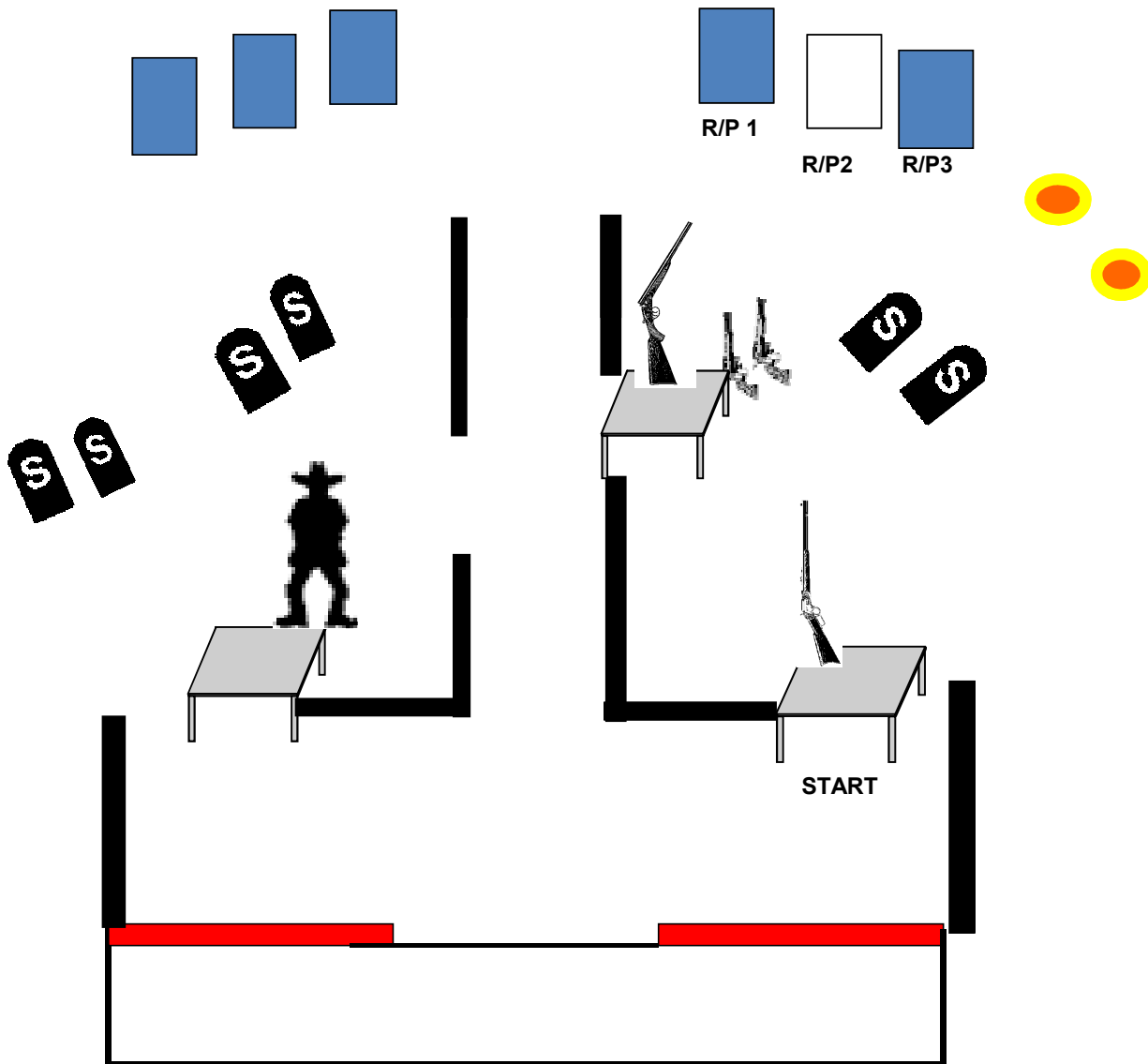
Two Revolvers and 10 Cartridges, Rifle and 10 Cartridges, Shotgun 4+ Shells

A few of the bandit gang got away after the first attack. Now they're coming back for more.

Starting Position: Standing behind the right table with rifle at Cowboy Port Arms.

Staging: Two pistols loaded with five rounds each and holstered. Rifle loaded with 10 rounds held at Cowboy Port Arms. Shotgun staged on table at right hall opening with at least four rounds on your person.

Procedure: Say "IT'S STILL BAD COFFEE" and wait for the beep. ATB engage the rifle/pistol targets as follows: R/P2 three times, R/P1 once, R/P3 once and repeat. Safely place rifle on table so it is pointing at the right side berm. Retrieve shotgun and engage the two shotgun targets and two standing clays in any order. Return shotgun to table. With first pistol engage the R/P targets as follows: R/P2 three times, R/P 1 once, R/P3 once and repeat with second pistol.



Stage 3 Bay 7 June 2010


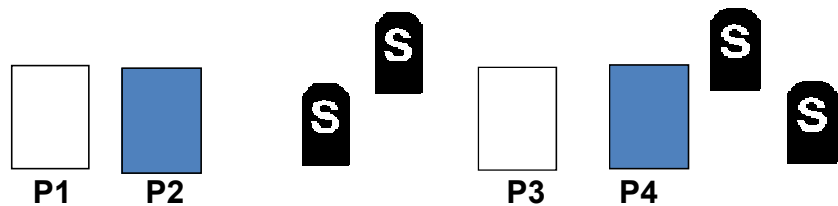
Two Revolvers, 10 Cartridges, Rifle and 10 Cartridges, Shotgun and 4 + Shells

The infamous Indian Gang is attacking the herd to drive it off. It's time to send hot lead their way to save the herd.


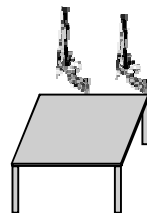
Starting Position: Standing behind the left horse with one arm pointing at the Indians.

Staging: Two pistols loaded with five rounds each and holstered. Rifle loaded with 10 rounds staged on the left horse. Shotgun staged on the right horse with at least 4 rounds on your person.

Procedure: Say "**NO COWS FOR YOU**" and wait for the beep. ATB retrieve rifle and engage rifle targets in a Lawrence Welk Sweep. Return rifle to horse. Move so both feet are behind the center table and with first pistol alternate five shots on P1 and P2. Move to right horse, and with second pistol alternate five shots on P3 and P4. Holster. Retrieve shotgun and engage shotgun targets in any order.



START



Stage 4 Bay 7 June 2010




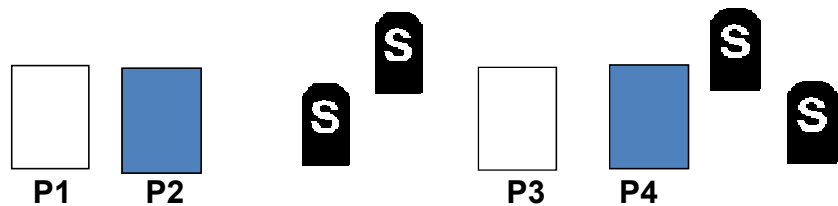
Two Revolvers, 10 Cartridges, Rifle and 7 Cartridges, Shotgun and 4 + Shells

Those pesky Indians just will not stop, so the Cowboys have to pour on more lead.

Starting Position: Standing with both feet behind the center table shaking a raised fist at the Indians.

Staging: Two pistols loaded with five rounds each and holstered. Rifle loaded with 7 rounds staged on the left horse. Shotgun staged on the right horse with at least 4 rounds on your person.

Procedure: Say "*I SAID NO COWS*" and wait for the beep. ATB with first pistol shoot P1 three times and P2 twice. Holster. Retrieve rifle and engage rifle targets in a Nevada Sweep from either direction. Return rifle to horse. Move to the left horse, and with second pistol shoot P3 three times and P4 twice. Holster. Retrieve shotgun and engage shotgun targets in any order.



Stage 5 Bay 6 June 2010

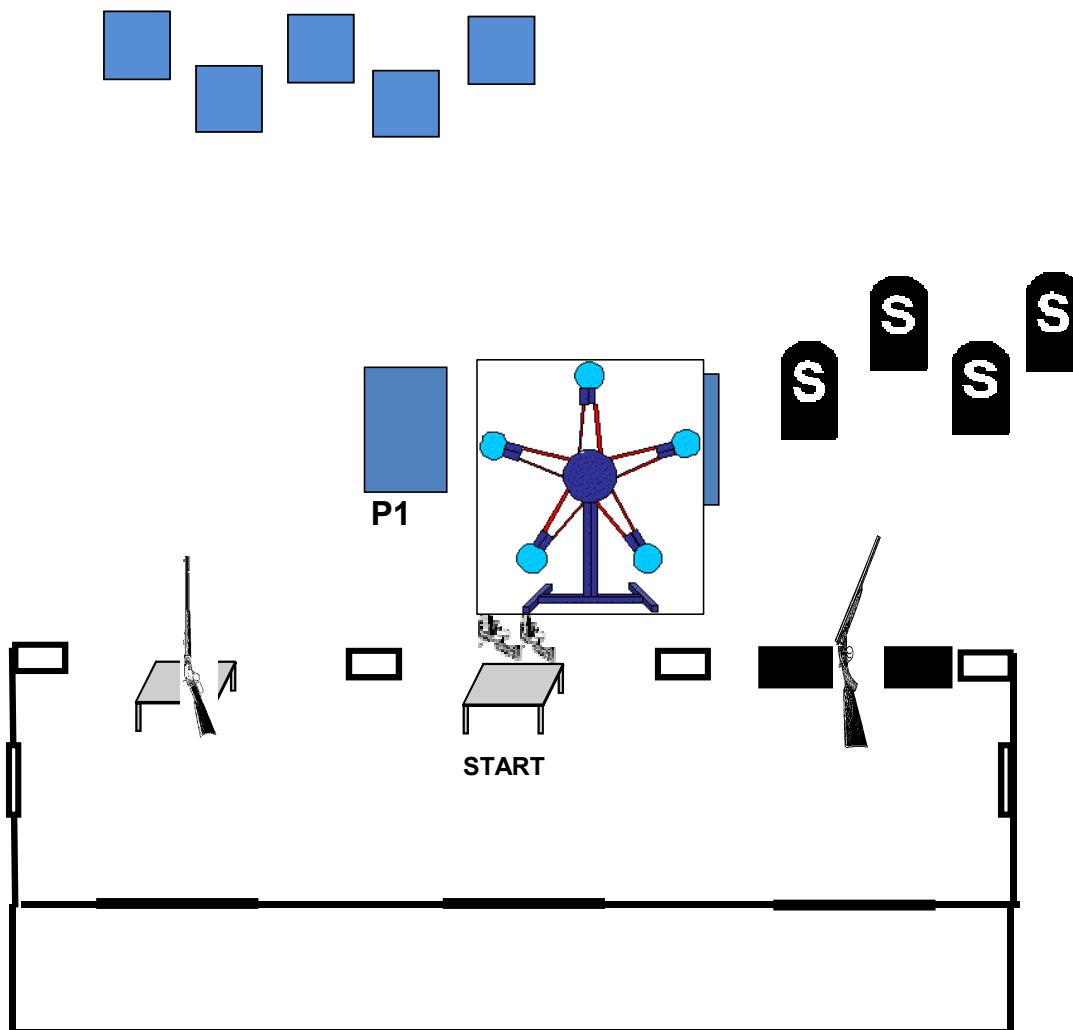
Two Revolvers and 10 Cartridges, Rifle and 10 Cartridges, Shotgun and 4 + Shells

While visiting the saloon, a DHI Cowboy finds it's being robbed by the Texas Star gang. Decisive action is required to save the day.

Starting Position: Start standing with both feet behind the center table with one hand on your pistol and the other arm pointed at the Texas Star.

Staging: Two pistols loaded with five rounds each and holstered. Rifle loaded with 10 rounds and staged on the left table. Shotgun staged on the bar with at least 4 rounds on your person.

Procedure: Say "**I HATE TEXAS STARS**" and wait for the beep. At the beep, engage the Texas Star with both pistols. After all the Star plates are down, any remaining rounds will be placed on P1. Holster. Retrieve rifle and engage the rifle targets with two rounds each. Return rifle to table. Retrieve shotgun and engage shotgun targets in any order. NOTE: Any plates left on the Texas Star and misses on P1 will count as misses.



Stage 6 Bay 6 June 2010

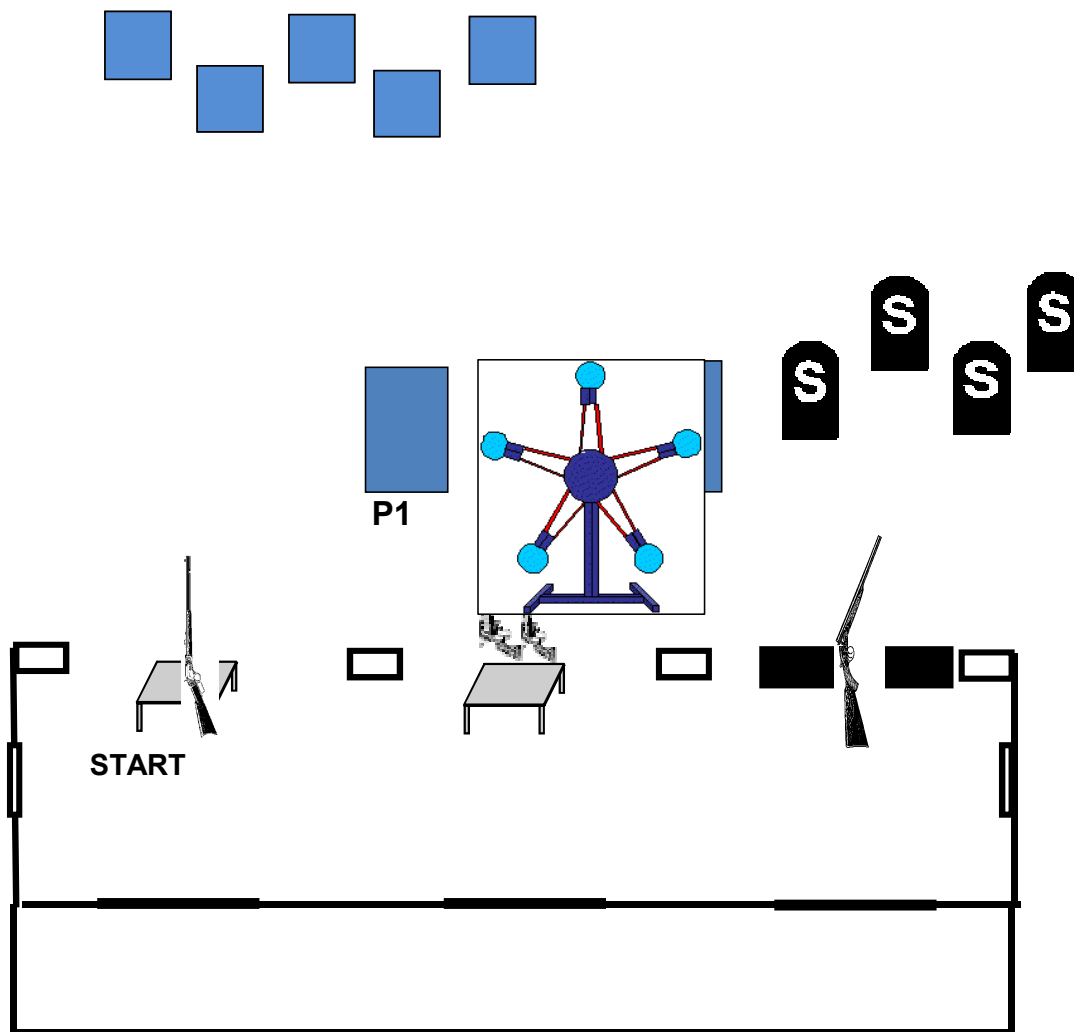
Two Revolvers and 10 Cartridges, Rifle and 9 Cartridges, Shotgun and 4 + Shells

The DHI Cowboy is in a hard fight with the remaining members of the Texas Star Gang. He must shoot fast and accurate to win this fight.

Starting Position: Start standing with both feet behind the left table with hands on your pistols.

Staging: Two pistols loaded with five rounds each and holstered. Rifle loaded with 9 rounds and staged on the left table. Shotgun staged on the bar with at least 4 rounds on your person.

Procedure: Say "I'LL STOP YOU STARS" and wait for the beep. ATB retrieve rifle and engage rifle targets in a Nevada Sweep from either direction. Return rifle to table. Move so both feet are behind the center table, and, using pistols as needed, put five shots each on P1 and P2. Holster. Retrieve shotgun and engage shotgun targets in any order.



Sidematch Stage Bay 6 June 2010

Two Revolvers and 10 Cartridges, Rifle and 8 Cartridges, Shotgun and 4 + Shells

Starting Position: Start standing with both feet behind the left table with hands on your hat brim.

Staging: Two pistols loaded with five rounds each and holstered. Rifle loaded with 8 rounds and staged on the left table. Shotgun staged on the bar with at least 4 rounds on your person.

Procedure: Say "LETS SHOOT" and wait for the beep. ATB retrieve rifle and engage rifle targets with at least one round each in any order. Return rifle to table. Move so both feet are behind the center table, and, with first pistol alternate 5 shots on P1 and P2. With second pistol shoot P1 twice and P2 three times. Holster. Retrieve shotgun and engage shotgun targets in any order.

