

April 2011
Monthly Match
Unusable Bay Stages

In Case of Wet Bays

Stage 1 April 2011

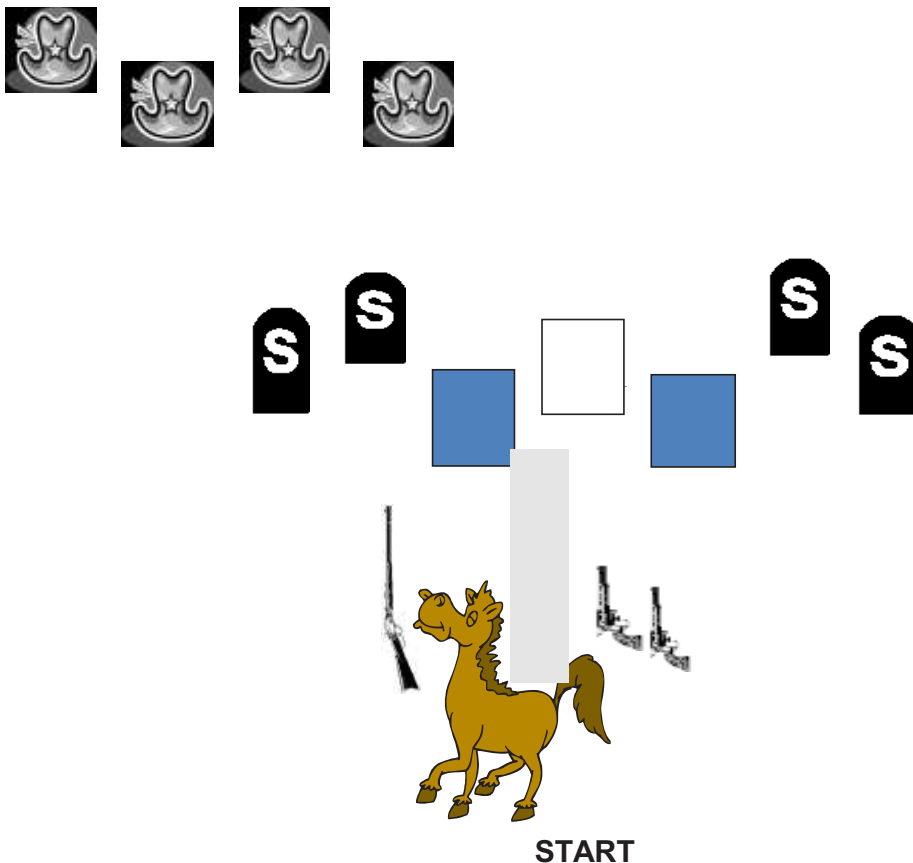
Two Revolvers - 10 Cartridges, Rifle - 8 Cartridges, Shotgun - 4 + Shells

Rowdy Ranger Rick is riding back to the DHI Ranch with his poker winnings when he notices the Big Hat Gang set up to ambush and rob him. 3R ain't about to give up that money, so he yells out a warning and gets to shooting.

Starting Position: Standing behind the horse with hands on pistols.

Staging: Two pistols loaded with five rounds each and holstered. Rifle loaded with 8 rounds and shotgun, with at least four rounds on your person, staged on the horse.

Procedure: Say "I LOVE POKER AND SHOOTING" and wait for the beep. ATB, retrieve rifle and engage the rifle targets with two sweeps from either direction. Return rifle to horse. With first pistol alternate shots on the blue targets starting on the left. With second pistol shoot the center target five times. Holster. Retrieve shotgun and engage the shotgun targets in any order.



Stage 2 April 2011

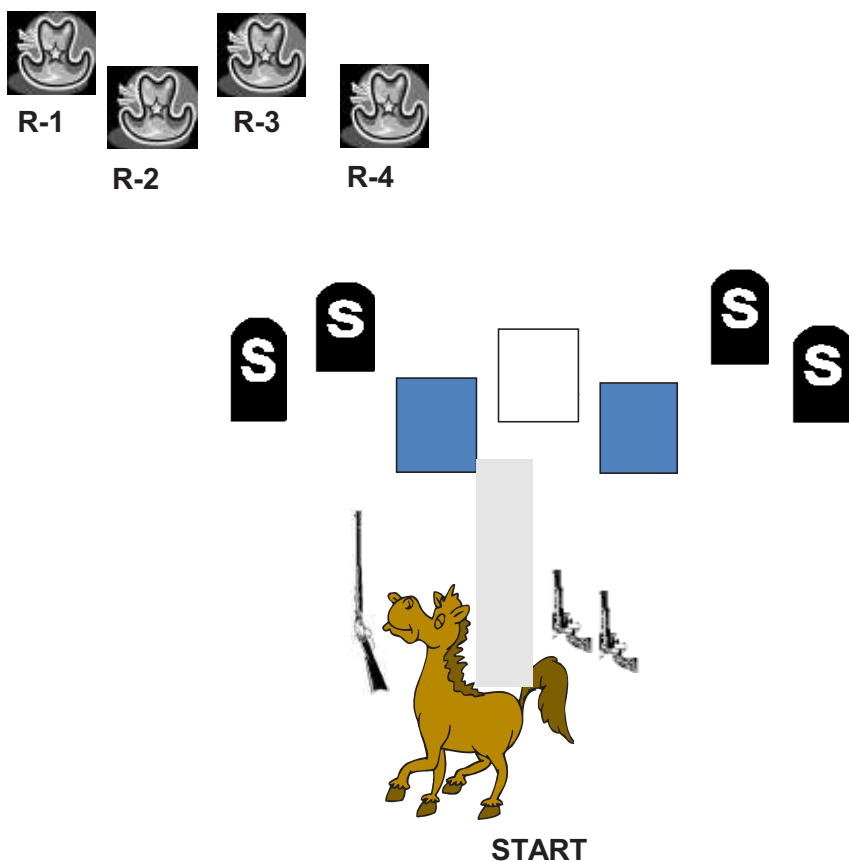
Two Revolvers and 10 Cartridges, Rifle and 9 Cartridges, Shotgun and 4 + Shells

Rowdy Ranger Rick gains the upper hand in the gun fight, but he knows he can't let up till the Big Hat Gang is defeated for good.

Starting Position: Standing behind the horse.

Staging: Two pistols loaded with five rounds each and holstered. Rifle loaded with 9 rounds and shotgun, with at least four rounds on your person, staged on the horse.

Procedure: Say "I LOVE SHOOTING MORE" and wait for the beep. ATB, with first pistol shoot the pistol targets in a 2-1-2 sweep from the left. With second pistol shoot the pistol targets in a 2-1-2 sweep from the right. Holster. Retrieve rifle and engage the rifle targets in a Vigilante Sweep (R-1,R-2,R-1,R-2,R-3, R-1,R-2, R-3, R-4). Return rifle to horse. Retrieve shotgun and engage the shotgun targets in any order.



Stage 3 April 2011

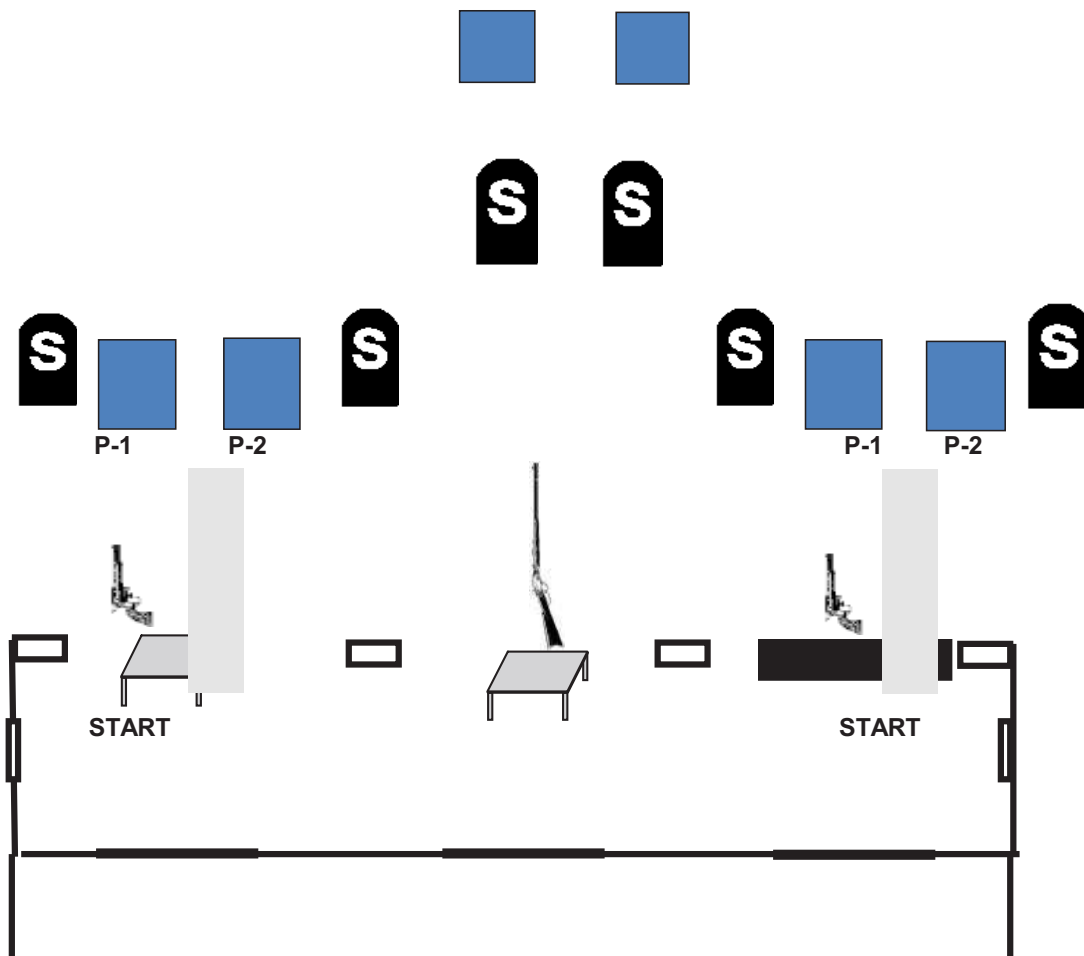
Two Revolvers - 10 Cartridges, Rifle - 9 Cartridges, Shotgun - 6 + Shells

Easy Rider enters the Prairie Saloon and sees outlaws shooting up the place and guns are everywhere. He doesn't know for sure where to start, but he grabs guns and stops the ruckus.

Starting Position: Standing with both feet behind the left table or the bar.

Staging: Two pistols loaded with five rounds each one staged on left table and one staged on bar. Rifle loaded with 9 rounds staged on center table. Shotgun, with at least 6 rounds on your person, staged on the left table or the bar.

Procedure: Say "YOU'VE GOT TO BE STOPPED" and wait for the beep. ATB, grab a pistol and shoot P-1 twice, P-2 once and P-1 twice. Return pistol where you got it, grab the shotgun and shoot the two shotgun targets. With the shotgun move behind the center table and shoot the two shotgun targets there. Put shotgun on table, retrieve rifle and shoot the rifle targets by alternating 2-1-2-1-2-1 starting on either target. Return rifle to table, grab the shotgun, move to where the last pistol is and shoot the last two shotgun targets. Make the shotgun safe, grab the pistol and shoot P-1 twice, P-2 once and P-1 twice.



Stage 4 April 2011

Two Revolvers and 10 Cartridges, Rifle and 10 Cartridges, Shotgun and 4 + Shells

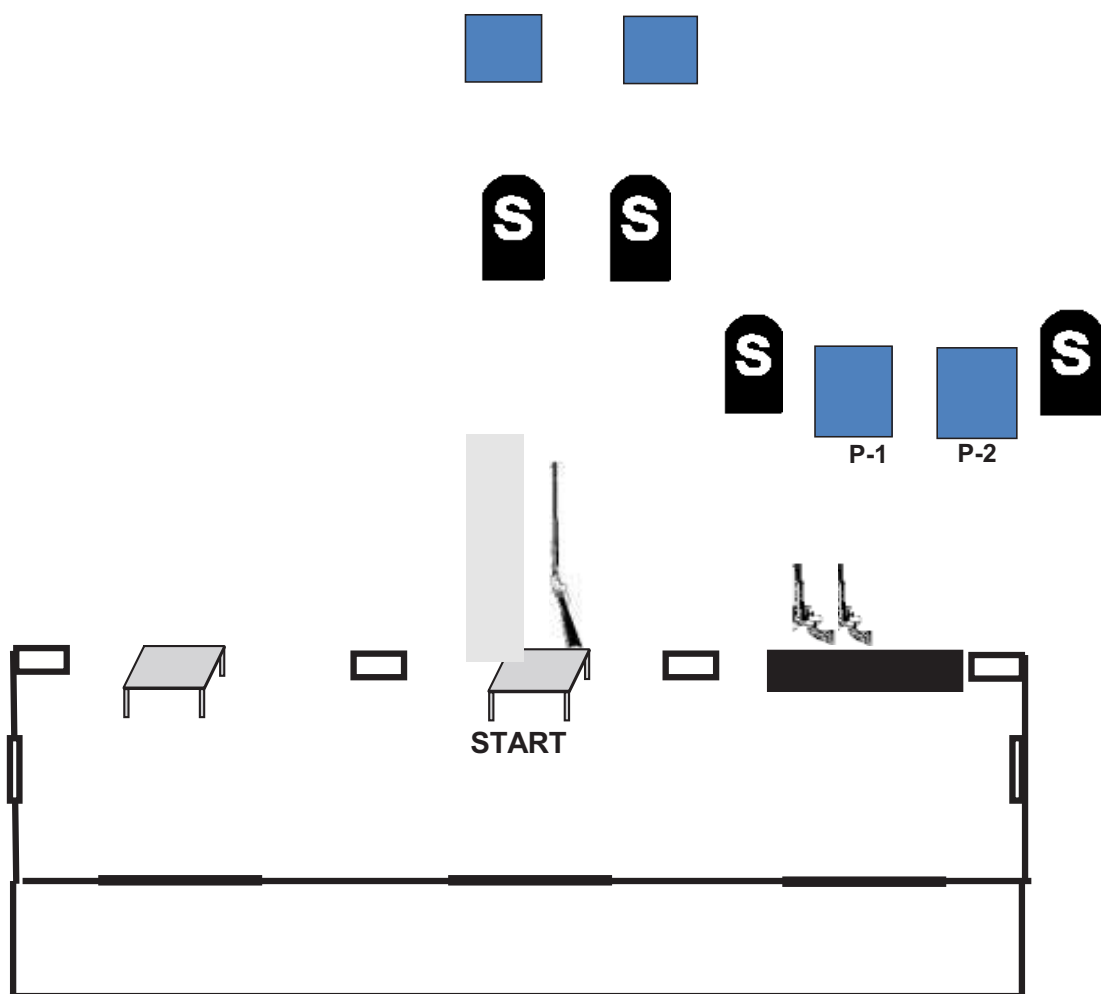
Easy Rider has made a lot of headway, but he has a way to go yet to finish off those rowdy outlaws.

Starting Position: Standing with both feet behind the center table.

Staging: Two pistols loaded with five rounds each and holstered. Rifle loaded with 10 rounds staged on center table. Shotgun, with at least 4 rounds on your person, staged on the center table.

Procedure: Say "I TOLD YOU TO STOP" and wait for the beep. ATB, retrieve rifle and engage the rifle targets with two 2-3 sweeps both starting on the left. Return rifle to table.

Retrieve shotgun and shoot the two center shotgun targets. With the shotgun move behind the bar and shoot the two right shotgun targets. Put shotgun on the bar. Using pistols as needed, engage the pistol targets in a Lawrence Welk sweep starting on either target. Holster.



Stage 5 April 2011

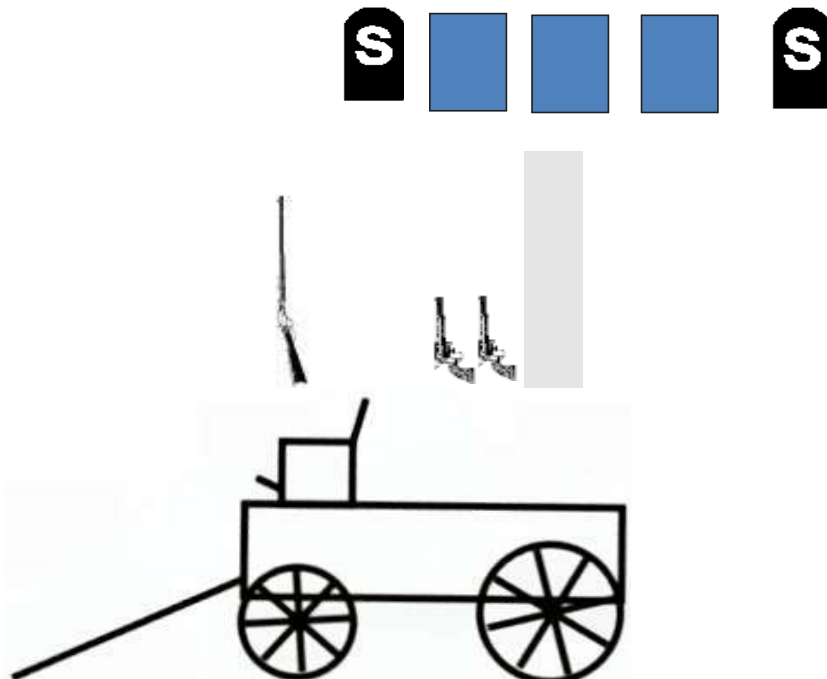
Two Revolvers - 10 Cartridges, Rifle - 10 Cartridges, Shotgun - 2 + Shells

Georgia Slayer is driving the wagon to town when he sees a band of Indians riding hard towards him with evil intent. He takes cover behind the wagon and shoots fast and accurate to save his hide.

Starting Position: Standing behind the seat side of the wagon.

Staging: Two pistols loaded with five rounds each and holstered. Rifle loaded with 10 rounds and staged on the wagon seat. Shotgun staged on the cargo box inside the wagon bed with at least two rounds on your person.

Procedure: Say "YOUR NOT GETTING MY HAIR" and wait for the beep. ATB, retrieve rifle and engage rifle targets in a Lawrence Welk Sweep from the left. Return rifle to seat. Move to the cargo box and, using pistols as needed, engage the pistol targets in a continuous double tap Nevada Sweep from either direction. Holster. Retrieve shotgun and engage shotgun targets in any order.



Stage 6 April 2011

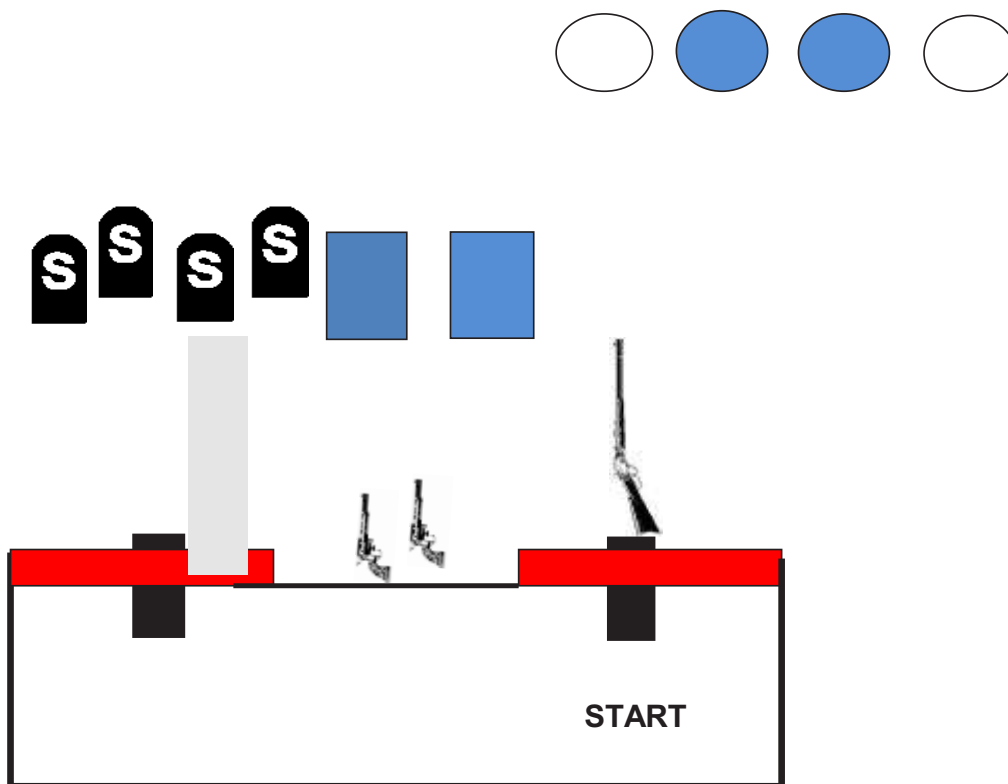
Two Revolvers, 10 Cartridges, Rifle - 10 Cartridges, Shotgun - 4 + Shells

Bronco Rider is going to the Bank to cash his paycheck when he sees the Circle Gang robbing the Bank. He makes a statement and then takes action to halt the bank robbers for good.

Starting Position: Standing at the right window.

Staging: Two pistols loaded with five rounds each and holstered. Rifle loaded with 10 rounds staged in the right window tray. Shotgun, with at least four rounds on your person, staged in the left window tray.

Procedure: Say "**BRONCO'S HERE**" and wait for the beep. ATB, retrieve rifle and engage the rifle targets in a Cat Herders Sweep (Shot as a Nevada Sweep with double taps on each end target and single shots on inside targets) from either direction. Return rifle to tray. Move to the doorway and with first pistol shoot the pistol targets in a 2-3 sweep from the left. With second pistol shoot the pistol targets in a 2-3 sweep from the right. Holster. Retrieve shotgun and engage the shotgun targets in any order.



Sidematch Stage April 2011

Two Revolvers and 10 Cartridges, Rifle and 8 Cartridges, Shotgun and 4 + Shells

Starting Position: Standing with both feet behind the left table.

Staging: Two pistols loaded with five rounds each and holstered. Rifle loaded with 8 rounds staged on center table. Shotgun, with at least 4 rounds on your person, staged on the center table.

Procedure: Say "LET'S SHOOT" and wait for the beep. ATB, using pistols as needed, engage the pistol targets with continuous alternating double taps starting on P-1. Holster.

Move behind the center table, retrieve rifle and engage the rifle targets with alternating double taps starting on either target. Return rifle to table. Retrieve shotgun and shoot the shotgun targets in any order.

Retrieve shotgun and shoot the shotgun targets in any order.

