

# Stage 1 January 2011



## Two Revolvers and 10 Cartridges, Rifle and 9 Cartridges, Shotgun 4+ Shells

A DHI Cowboy is riding the winter range when he happens upon a mixed group of infamous bandits. He has to act fast to fight them off.

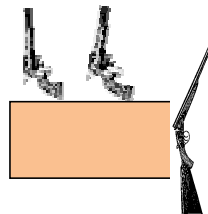
**Starting Position:** Standing behind the horse with hands on your pistols.

**Staging:** Two pistols loaded with five rounds each and holstered. Rifle loaded with 9 rounds staged on the horse. Shotgun, with at least four rounds on your person, staged on the hay bale.

**Procedure:** Say "FILL YOUR HANDS" and wait for the beep. ATB, retrieve rifle and engage rifle targets in a Vigilante Sweep (R1, R2, R1, R2, R3, R1, R2, R3, R4). Return rifle to horse. Move behind the hay bale and, using pistols as needed, engage the pistol targets in a double tap Nevada Sweep starting on any target. Holster. Retrieve shotgun and engage the shotgun targets in any order. **NOTE: At least one foot must be behind the horse and the hay bale when engaging targets there.**



START



## Stage 2 January 2011



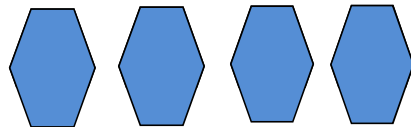
### Two Revolvers and 10 Cartridges, Rifle and 10 Cartridges, Shotgun 2+ Shells

A DHI Cowboy is hauling supplies to the ranch in a wagon when a box falls off and he's attacked by bandits intent on stealing the supplies. He's going to have to fight to save his load, so he stands beside the wagon and gives a final warning.

**Starting Position:** Standing beside the wagon seat.

**Staging:** Two pistols loaded with five rounds each and holstered. Rifle loaded with 10 rounds staged on the wagon seat. Shotgun, with at least two rounds on your person, staged on the cargo box at the rear of the wagon.

**Procedure:** Say "I'M WARNING YOU TO STOP" and wait for the beep. ATB, engage rifle targets in a Nevada Sweep from either direction. Return rifle to seat. With first pistol shoot P1 five times. Move to the box and with second pistol shoot P2 five times. Holster. Retrieve shotgun and engage the shotgun targets in any order. **NOTE: At least one foot must be behind the seat area of the wagon and the box when engaging targets there.**



## Stage 3 January 2011

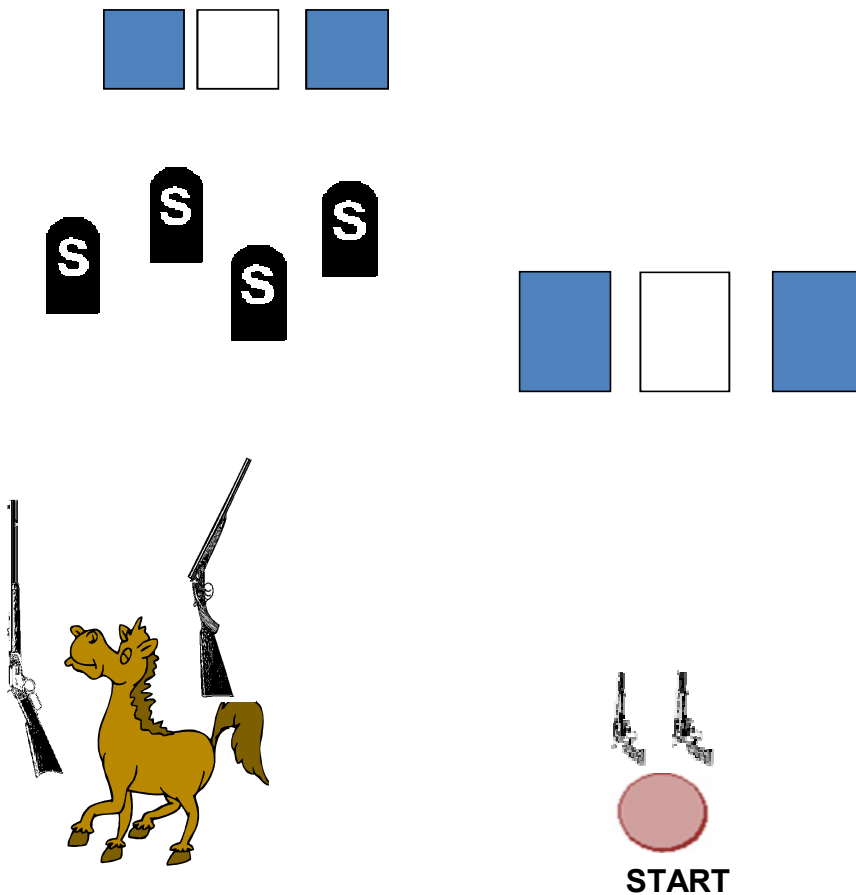
### Two Revolvers, 10 Cartridges, Rifle and 9 Cartridges, Shotgun and 4 + Shells

Uncertain Alias, a DHI Cowboy, is riding the range looking for strays when he runs up on some mean rustlers. He dismounts, challenges them, and the fight is on.

**Starting Position:** Standing with at least one foot touching the round stone.

**Staging:** Two pistols loaded with five rounds each and holstered. Rifle, loaded with 9 rounds, and shotgun, with at least four rounds on your person, staged on the horse.

**Procedure:** Say "I'M CERTAIN I'M GOING TO STOP YOU" and wait for the beep. ATB, with first pistol engage the pistol targets in a Nevada Sweep starting on the center target and repeat with second pistol. Holster. Retrieve rifle and engage the rifle targets in a Nevada Sweep starting on the center target. Return rifle to horse, retrieve shotgun and engage the shotgun targets in any order. Holster. **NOTE: At least one foot must be behind the horse when engaging targets there.**



## Stage 4 January 2011

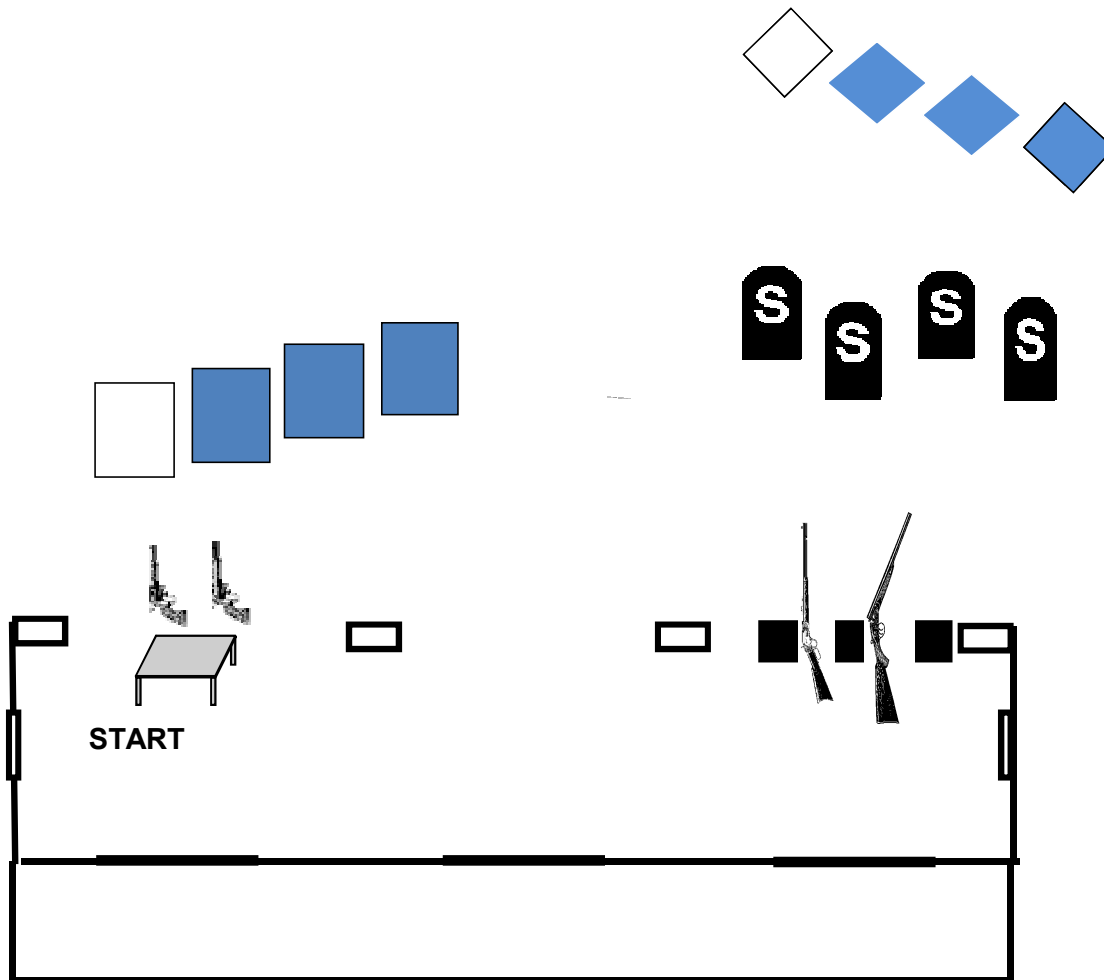
### Two Revolvers, 10 Cartridges, Rifle, 10 Cartridges, Shotgun and 4 + Shells

A DHI Cowboy stops at the Prairie Store to buy supplies, when he notices a gang of robbers getting ready to attack. He has to take quick action to stop the robbery.

**Starting Position:** Standing with both feet behind the left table with hands on pistols.

**Staging:** Two pistols loaded with five rounds each and holstered. Rifle loaded with 10 rounds and staged on the bar. Shotgun staged on the bar with at least 4 rounds on your person.

**Procedure:** Say "AIN'T GOING TO BE NO ROBBERY HERE" and wait for the beep. ATB, using pistols as needed, engage the pistol targets in a front to back continuous Nevada Sweep. Holster. Retrieve rifle and engage the rifle targets in a back to front Nevada Sweep. Return rifle to bar. Retrieve shotgun and engage shotgun targets in any order.



## Stage 5 January 2011


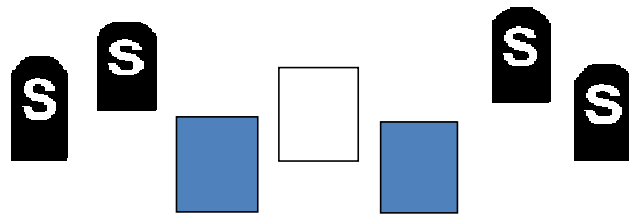
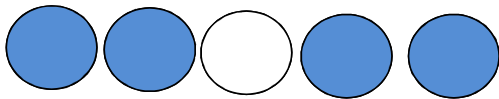
### Two Revolvers - 10 Cartridges, Rifle- 9 Cartridges and Shotgun - 4 + Shells

Easy Rider, the DHI Foreman, is riding back from the bank with the monthly ranch payroll when he's jumped by the Circle Gang. To protect the payroll Ol' Easy will have to do some quick and accurate shooting.

**Starting Position:** Standing with both feet behind the horse; hands on pistols.

**Staging:** Two pistols loaded with five rounds each and holstered. Rifle loaded with 9 rounds and staged on the horse. Shotgun staged on the horse with at least four rounds on your person.

**Procedure:** Say "**NO PAYROLL FOR YOU**" and wait for the beep. ATB, with first pistol alternate shots on the blue pistol targets. With second pistol, starting on the center target, engage the pistol targets in a Nevada Sweep. Holster. Retrieve rifle and, starting on the center target, engage the rifle targets in a Nevada Sweep. Return rifle to horse. Retrieve shotgun and engage shotgun targets in any order.



**START**

## Stage 6 January 2011

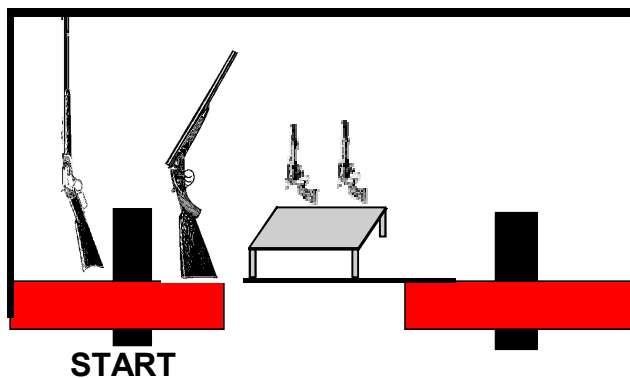
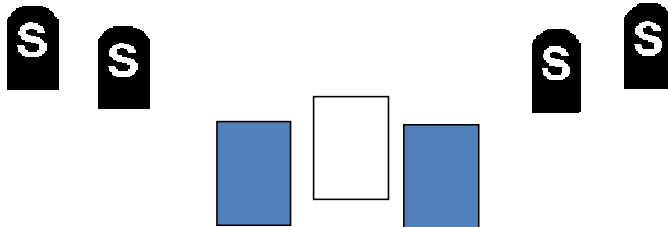
### Two Revolvers, 10 Cartridges, Rifle and 10 Cartridges, Shotgun and 4 + Shells

Doc Holliday is ready to enter the local poker parlor when he notices a bunch of card sharps are robbing the players. He ain't about to let them interfere with his game.

**Starting Position:** Standing at the left window with one hand touching rifle.

**Staging:** Two pistols loaded with five rounds each and holstered. Rifle, loaded with 10 rounds, and shotgun, with at least four rounds on your person, staged in the left window tray.

**Procedure:** Say "I'M YOUR HUCKLEBERRY" and wait for the beep. ATB, retrieve rifle and, starting on the left, engage rifle targets in a Lawrence Welk Sweep. Retrieve shotgun and shoot the left two shotgun targets. Take shotgun and place it on the table in the doorway. From the doorway, with first pistol shoot the pistol targets from the left in a 2-1-2 sweep. With second pistol shoot the pistol targets from the right in a 2-1-2 sweep. Holster. Retrieve shotgun, move to right window and shoot the right shotgun targets.



## Sidematch January 2011

**Two Revolvers and 10 Cartridges, Rifle and 8 Cartridges, Shotgun and 4 + Shells**

**Starting Position:** Standing with both feet behind the left table.

**Staging:** Two pistols loaded with five rounds each and holstered. Rifle loaded with 10 rounds and staged on the bar. Shotgun staged on the bar with at least 4 rounds on your person.

**Procedure:** Say "LET'S SHOOT" and wait for the beep. ATB, with first pistol shoot P-1 twice and the other pistol targets once each. Repeat with second pistol. Holster. Retrieve rifle and shoot each rifle target twice in any order. Return rifle to bar. Retrieve shotgun and engage shotgun targets in any order.

